

300 Old Pretoria Road Albany, GA 31721
Phone: 229-883-1440 Fax: 229-439-9790
www.thrushaircraft.com

SERVICE BULLETIN

No. SB-AG-73

Initial Release: 06/01/2019

INSTALLATION OF STALL WARNING FEEDBACK SUPPRESSION RESISTOR

AIRPLANES AFFECTED:

MODEL

S2R-T34, S2R-H80,
S2R-T660

SERIAL NUMBERS

T34-446 through T34-479
T660-130 through T660-143
H80-187 through H80-225



Levan Tabidze
Vice President of Engineering

LOG OF REVISIONS

NOTE: Reformatting and correction of typographical errors is not considered revision. True revisions are indicated by a dark vertical line at the right margin of the lines revised.

Rev.	Page	Description of Revision	By:
IR	All	New Document Initial Release.	K. Pierce 06/01/2019

Contents

1. PURPOSE/REASON FOR PUBLICATION:	3
2. SCOPE/COMPLIANCE:.....	3
3. BY WHOM WORK WILL BE ACCOMPLISHED:	3
4. APPROVAL:	3
5. MAN HOURS:	3
6. SPECIAL TOOLS:	3
7. PARTS LIST:	3
8. MODIFICATION	4
9. RECORD OF COMPLIANCE:.....	9
10. RESPONSE CARD	10

1. PURPOSE/REASON FOR PUBLICATION:

To remove any feedback noise in the stall warning system.

2. SCOPE/COMPLIANCE:

This Service Bulletin is highly recommended for all affected airplanes.

3. BY WHOM WORK WILL BE ACCOMPLISHED:

The work is to be accomplished by a FAA Certified A&P mechanic or foreign equivalent.

4. APPROVAL:

This Service Bulletin is approved by the Vice President of Engineering at Thrush Aircraft, Inc.

5. MAN HOURS:

Approximately 1 hour will be required.

6. SPECIAL TOOLS:

Wire strippers and Soldering iron.

7. PARTS LIST:

QUANTITY	PART NUMBER	DESCRIPTION
1	R0X1SJ470K	Resistor TE
4"	PVC 105 6	Clear Tubing (Procured Locally)
4"	Ms23053/5-104-9 or Equivalent	1/8" Heat Shrink (Procured Locally)
2	MS3367 4 9 or Equivalent	Ty Wrap

8. REPAIR/MODIFICATION:

- 1) Remove 2 cowlings RH shown in Figure 1. LH Shown in Figure 2



Figure 1
(T-34 Cowling Shown)



Figure 2
(T-34 Cowling Shown)

- 2) Disconnect All Batteries (1 or 2 places) see Figure 3.



Figure 3
(T-34 Battery Disconnect Shown)

- 3) Identify and locate the correct wire for your model.

<u>Model</u>	<u>Wire Number</u>
T-34	29043-913-20
H-80	29043-867-20
T660	29043-913-20

- 4) Locate the best position to install the resistor without bends or crimps in the wire. See Figures 4 and 5 for recommended areas.




Figure 4

(T-34 and T660 Recommended installation in Firewall area shown)




Figure 5

(H-80 Recommended installation RH Engine Mount area shown)

- 5) Cut appropriate wire and slide Heat Shrink and Plastic Sleeve and prepare to solder.
- 6) Solder wire in line as seen in Figure 6. Inspect for security and continuity.



Figure 6

Soldered Wire

- 7) Apply Heat shrink as in Figure 7.




Figure 7

Wire with Heat Shrink applied

- 8) Apply plastic tubing and zip ties per Figure 8.



Figure 8

Completed resistor installation

- 9) Reconnect Batteries and check for stall warning per the Thrush AMM for function and absence of feedback. This can be found in Section 10 for H80, T660 and Chapter 31 for T-34.

- 10) Reinstall Panels and Return to Service.

9. RECORD OF COMPLIANCE:

Make appropriate entry in airplane maintenance records as follows:

“Thrush Service Bulletin SB-AG-73 Rev. IR complied with at _____ total hours on aircraft.”

Modification accomplished by:

Name & Certificate #

Date

10. RESPONSE CARD

The final step in compliance with this Service Bulletin is to complete and return the compliance card on the next page. It may be mailed, Faxed, or scanned and e-mailed.

Fax to:

Ed Rusk

229-317-8225

Email to:

Ed Rusk

ed.rusk@thrushaircraft.com

Service Bulletin SB-AG-73 Rev. IR Compliance Report

Aircraft S/N:	Aircraft Owner:
Aircraft Registration #:	Address of Owner:
Airframe total time:	City & State:
Engine total time:	Physical location:
Complied with by:	Date of Compliance:
Signature:	Certificate #:

PLEASE RETURN THIS REPORT ONLY AFTER MODIFICATION IS MADE

This response card may be mailed, faxed to (229) 317-8225, or emailed to ed.rusk@thrushaircraft.com.

Fold, Tape & Mail (Do Not Staple)

Return Address

Thrush Aircraft Inc.
Attn: Ed Rusk
300 Old Pretoria Road
Albany, Ga 31721